



# Learning Resource Network

LRN LEVEL 1 CERTIFICATE IN ESOL  
INTERNATIONAL (CEF B2)

**LEVEL B2**

**SPEAKING**

Duration: 14 to 16 minutes

**EXAMINER'S INSTRUCTIONS**

Speaking Exam Paper January 2016

Warm up Stage

Duration: 3 minutes

Examiner: Good morning / Good afternoon. My name is .....

To Candidate A:           What's your name?

Where are you from?

To Candidate B:           What's your name?

Where are you from?

Examiner: In this part of the Test, I would like to ask you some questions about yourselves.

*The Examiner asks each Candidate one or more questions about the following topics.*


- hobbies
- free time activities
- school
- hometown or neighbourhood
- future plans

! No questions about their families are allowed.

Prepared Topics – Individual Talks and Interaction

Duration: 6 to 7 minutes

Examiner: In this part of the Test, each of you is going to talk for 1 minute about the topic you have already prepared for. After you have finished your talk, I will ask you some questions about what you have presented and then your partner can express his/her points of view on the same topic.

 *The Examiner shows them the list of topics and asks them which one they have prepared to talk about.*

List of prepared topics:

1. What is the most interesting travel experience you have ever had?
2. What do you use your computer for?
3. Who do you like spending your free time with? Why?
4. What clothes do you prefer to wear and why?
5. What would you like to change in your city or town? Why?

Examiner to Candidate A: Which topic are you going to talk about?

Candidate A can speak for 1 minute

*The Examiner asks Candidate A questions on what he/she has said.*

Examiner to Candidate B: What do you think of this? or Do you agree or disagree with your partner?

*The Examiner prompts Candidates to engage in a conversation.*

Interaction: 2 – 2.5 minutes

Examiner to Candidate B: Which topic are you going to talk about?

Candidate B can speak for 1 minute

*The Examiner asks Candidate B questions on what he/she has said.*

Examiner to Candidate A: What do you think of this? or Do you agree or disagree with your partner?

*The Examiner prompts Candidates to engage in a conversation.*


Interaction: 2 – 2.5 minutes


Examiner: Thank you.

Respond to a question and Interaction

Duration: 5 to 6 minutes

Examiner: In this part of the Test, I will ask each of you to respond to a question. You may use the ideas given below the question and/or use your own ideas to answer the question. Your partner will be asked to comment on what you have said and express his/her points of view as well.

 *The Examiner must choose a question related to what each Candidate talked about in Part 2 of the Test.*

 The Examiner tells each Candidate to look at the chosen question and the points below it. When the Candidate has finished talking about the question, the Examiner asks the other Candidate to comment and express his/her points of view.

1. There are a lot of advantages to travelling either in your own country or abroad.
  - helps you get away from the daily routine and relax
  - increases your knowledge of the world
  - creates memorable experiences
2. It is important to use computers in the classroom.
  - learn computer skills
  - lessons become more exciting
  - use websites to find information
3. We should always try to find time to spend with our friends.
  - feel happier
  - offer our support
  - improve friendships
4. Some teenagers care a lot about their appearance.
  - impress their friends
  - feel good about themselves
  - want to fit in
5. There should be parks in all cities and towns.
  - make a place more attractive
  - provide opportunities for outdoor activities
  - make a place healthier to live in

Examiner: Thank you. This is the end of the Test.